



Blackwork Journey Blog

September 2013

The Yorkshire Dales



Take a letter!

StitchalLong 2013

Blackwork Journey Blog - September 2013

September 2013

August has flown by and the first traces of Autumn are showing as the leaves begin to turn brown. Spring passed me by this year, but I have really enjoyed the warmth of the last few weeks and have welcomed sitting in the garden watching the birds and stitching. I feel great unity with needlewomen from the past doing exactly what I am doing and recently I found a wonderful quote on the internet which sums up how I feel about what I do.

überlegen – to think, consider, ponder, deliberate

"For centuries women have done needlework. It was a necessary skill, it was an accomplishment, it was a chance to appear to be active while giving one's mind free reign to consider, to think. Calm, slow, careful stitches gave the appearance of activity, skill and usefulness, but the mind was free to think, to be quiet, to wander... An unbroken thread of women, stitching quietly, their minds pondering, considering, thinking, deliberating...for ages and ages."

www.theunbrokenthread.com/blog

This feeling of continuity was echoed by the latest update on the Stitch Along from the "threadneye" website based in Canada.

This group have been using designs from Blackwork Journey and interpreting them in different ways using different threads and materials to create their own unique designs and I take great pleasure in seeing all their different variations. I thank them all for their wonderful contributions!

www.threadneye.com

Stitch Along 2013



Blackwork Journey – 2013 Stitch Along organised by




<http://www.threadneye.com>

“March began our Blackwork Journey stitch along. Those who signed up had the fun of going to designer, Elizabeth Almonds website <http://www.blackworkjourney.co.uk/> and had a chance to select any design from her vast collection of wonderful blackwork designs.”


Neale and Kathy do a wonderful job with their “Stitch Along”. Distance learning is a valuable tool for the many needlewomen who cannot access their needlework stores easily. As a designer it is a delight to see my charts stitched in a variety of threads and fabrics. Thank you all for your hard work and to Neale and Kathy for their support.

Liz



Alix J. CH0237 Rubies worked in green on 14 count Aida blockweave






DO WHAT YOU LOVE,
LOVE WHAT YOU DO!

Work in progress: take your
time and enjoy your stitching.
The end result will be worth the
effort!


Debbie F. (Stitched on 32 count Jobelan White using Soie d'Alger silk and Vikki Clayton
silks in shades of purple)



Dianne P. Stitched on 28 count Ivory Jobelan using Crescent Colours - Second Hand Rose
and Gentle Arts - Weathered Barn

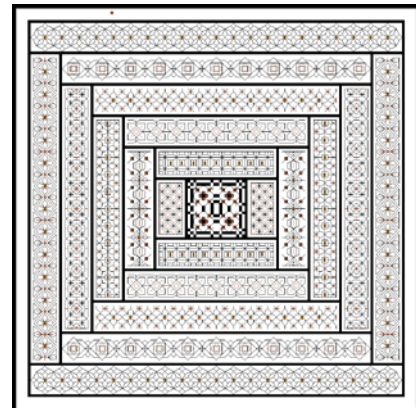
CH0270 Black Beaumont

Where possible sign and date your work. Remember it is your heirloom for the future!





Jennifer H. This one is stitched on 28 count antique white evenweave using DMC 310 black.

CH0254 Victoria




Kathy U. Stitched on 28 count Dubloon Lugana using Vikki Clayton silk - Befuddled and Crescent Colours - Fresh Brew

CH0114 Stonehouse Steps



Luanne C. Stitched on 28 count antique white Lugana using DMC floss in pinks, green and blues.

CHO107 Thai Lotus



Neale U. Stitched on 28 count Jobelan hand dyed - Antique Copper using a base thread of Crescent Colours - Almost Auburn and 2 other DMC colours

CH0184 Leaf Nouveau



Virtude C. - Stitched on 28 count Jobelan black using Weeks Dye Works - Envy, Emerald and Dried Sage.

Working on black fabric is a challenge on the eyesight. Use a magnifying light and lens if needed and place a light cloth on your knee. The holes in the fabric will show through more clearly.



Sandy K. Stitched using DMC 310black CH0281 Dragonflies





Audrey R. stitched on 28 count Lugana - Sprite from Picture This Plus using DMC floss.

The same design using different threads is creating a very different effect!





Pat B completed "Da Capo" published in "Cross Stitch and Needlework" May 2013







Susan O. worked on 14 count Aida in a variety of threads and colours with beads added for an extra touch!

CH0053 Wandering Star




CH0064 Dimensions 3D

Tracey B. Stitched on 28 count hand painted fabric from Fabric Flair using Weeks Dye Works - Concord, Plum and Eggplant



Jacque F. Free design FR0002 Colour Lace (stitched on 14 count white Aida using DMC floss in black, brown, green, red and yellow with accompanying colour beads.)



Julie B. This piece is being stitch using DMC 3812, 310 black, Treasure Braid PB30 gold/black and Mill Hill bead 02008. This is a real challenge and beautifully worked.

CH0096 Andalucia



Jane B. This great little scissor holder was stitched on 28 count white fabric using DMC. The edge of the keeper is stitched with beads which are also used for the strap.

CH0304 Petite Treasures

Blackwork Journey Blog - September 2013



Inspiration from The Dales National Park, North Yorkshire, England

To enjoy the last few days of summer sunshine we have taken a week away from normal household chores to visit one of the most beautiful parts of England, the Yorkshire Dales. My daughter and her family live in the heart of the Dales, so it is an area we have grown to know and love. The family live in a stone cottage that dates from 1561 and the children go to school across the fields between the sheep and cows.

There are stocks on the village green and a wonderful old inn opposite selling a wide variety of local ales.

Quaint dales villages and market towns each with a range of unique gift and antique shops, arts and craft centres, historic castles, famous abbeys and ancient churches, set in unspoilt Yorkshire countryside of rolling hills and moorland, dramatic limestone crags and scars and green pastoral valleys, make this a unique landscape and a source of inspiration for two of my latest designs “Twilight” and “Twilight Blue”

CH0314 Twilight and CH0315 Blue Twilight are set against the background of Fountains Abbey, North Yorkshire, and a place for quiet reflection.



Twilight

The time between dawn and dusk is when the countryside becomes alive! Rabbits frolic in the fields and the lone badger walks steadily along the hedgerow. The squirrels chase each other round the trees and if you are very lucky, a barn owl can be seen gliding across the meadow. Deer walk quietly from the woods to graze in the fields and the sounds of the cows and sheep echo in the distance. I hope you enjoy my new country designs.

Happy stitching!

Liz